

Nomination Process for Padma Awards

(How to Apply for Padma Awards)

All nominations are to be submitted online at: <https://awards.gov.in>

Registration Process

(A) Click on the Registration Button on the top right corner of the Home Page of the Rashtriya Puraskar Portal



(B) Click the 'Individual' radio button and fill your First Name, Date of Birth (as per the Aadhar Number/Valid Identity Proof) and other requisite details

Registration

Individual

Name as per Aadhaar/Valid Identity Proof

Enter First Name Enter Middle Name Enter Last Name

DOB*

Nominator/Applicant Type*

Code* Mobile No*

Email-ID

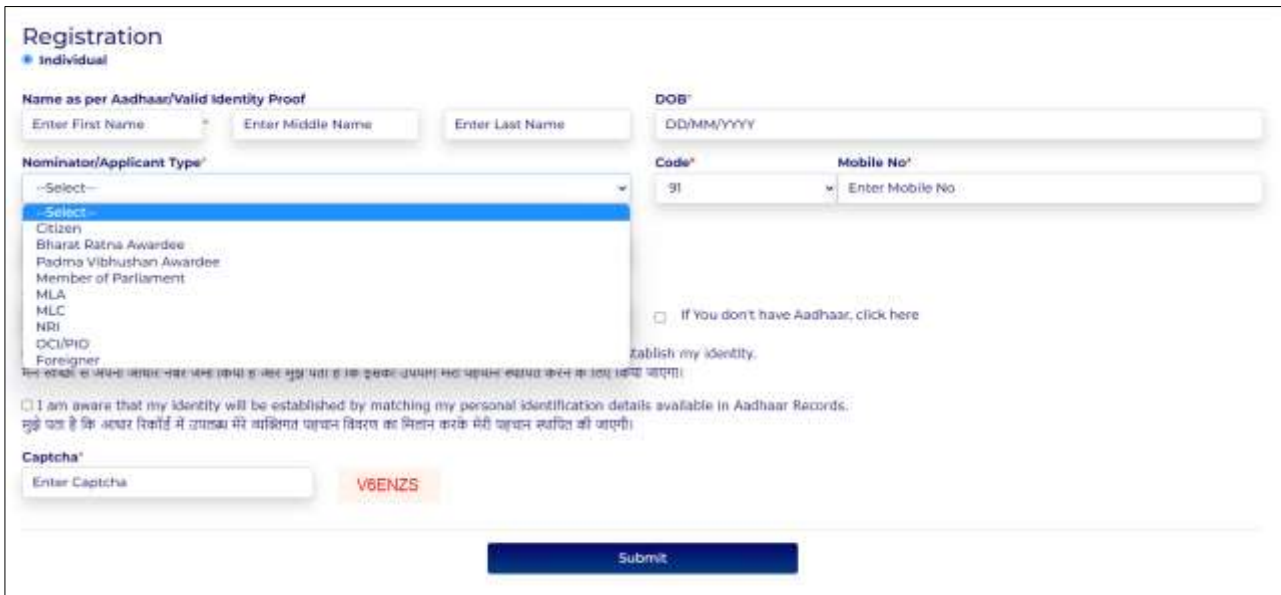
Aadhaar Number* If you don't have Aadhaar, click here

I have voluntarily submitted my Aadhaar Number and I am aware that it will be used to establish my identity.
मैंने संवेदन से अपना आधार नंबर जमा किया है और मुझे पता है कि इसका उपयोग मेरी पहचान स्थापित करने के लिए किया जाएगा।

I am aware that my identity will be established by matching my personal identification details available in Aadhaar Records.
मुझे पता है कि आधार रिकॉर्ड से उपरोक्त मेरे व्यक्तिगत पहचान विवरण का मिलान करके मेरी पहचान स्थापित की जाएगी।

Captcha*

(C) Kindly select the Nominator/Applicant type accordingly



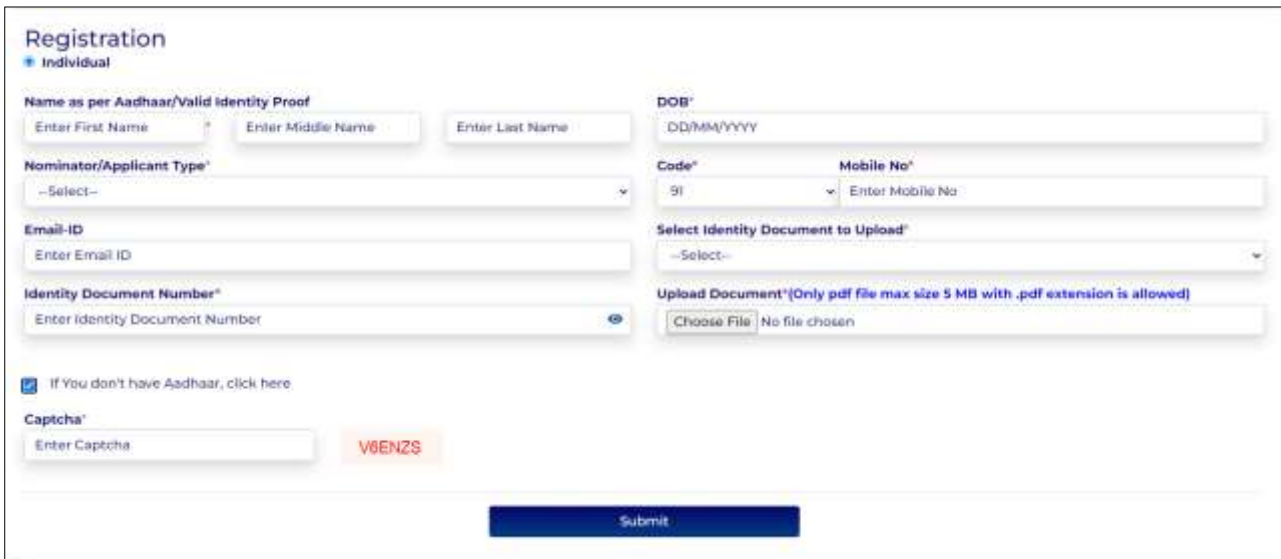
The image shows a registration form for an individual. The form is titled "Registration" and has a sub-header "Individual". It contains several input fields: "Name as per Aadhaar/Valid Identity Proof" with sub-fields for "Enter First Name", "Enter Middle Name", and "Enter Last Name"; "DOB" with a date format "DD/MM/YYYY"; "Nominator/Applicant Type" with a dropdown menu showing options like "Citizen", "Bihar Ratna Awardee", "Padma Vibhushan Awardee", "Member of Parliament", "MLA", "MLC", "NRI", "OCI/PIO", and "Foreigner"; "Code" with a dropdown showing "91"; "Mobile No" with a field for "Enter Mobile No"; and "Captcha" with a field for "Enter Captcha" and a "V6ENZS" image. There is also a checkbox for "If You don't have Aadhaar, click here" and a "Submit" button at the bottom.

(D) If you don't have Aadhar Number, select the other option



The image shows a close-up of the "Aadhaar Number" input field. It is a text box with a blue eye icon on the right side. Below the input field is a checkbox labeled "If You don't have Aadhaar, click here".

(E) Select the Identity Document to Upload and fill the details of a selected identity document



The image shows a registration form for an individual, similar to the one in (C), but with additional fields. It includes "Email-ID" with a field for "Enter Email ID", "Identity Document Number" with a field for "Enter Identity Document Number", and "Select Identity Document to Upload" with a dropdown menu. There is also a checkbox for "If You don't have Aadhaar, click here" and a "Submit" button at the bottom.

(F) Enter Captcha and Click on 'Submit'

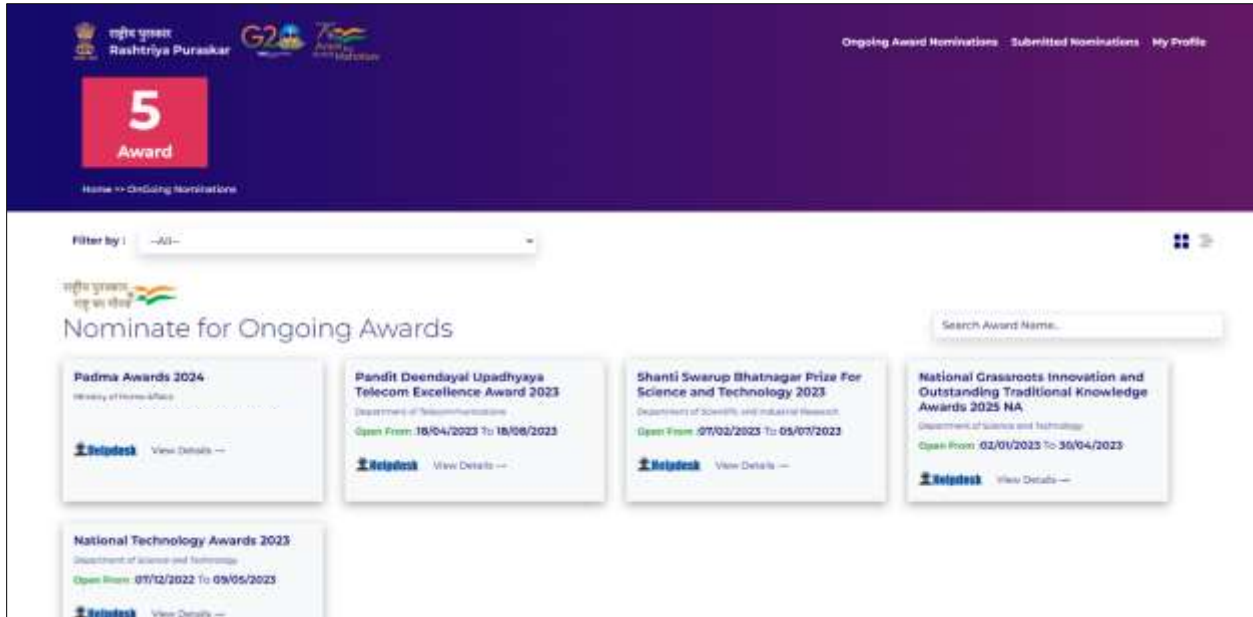
(G) Login and nominate

For Authority:

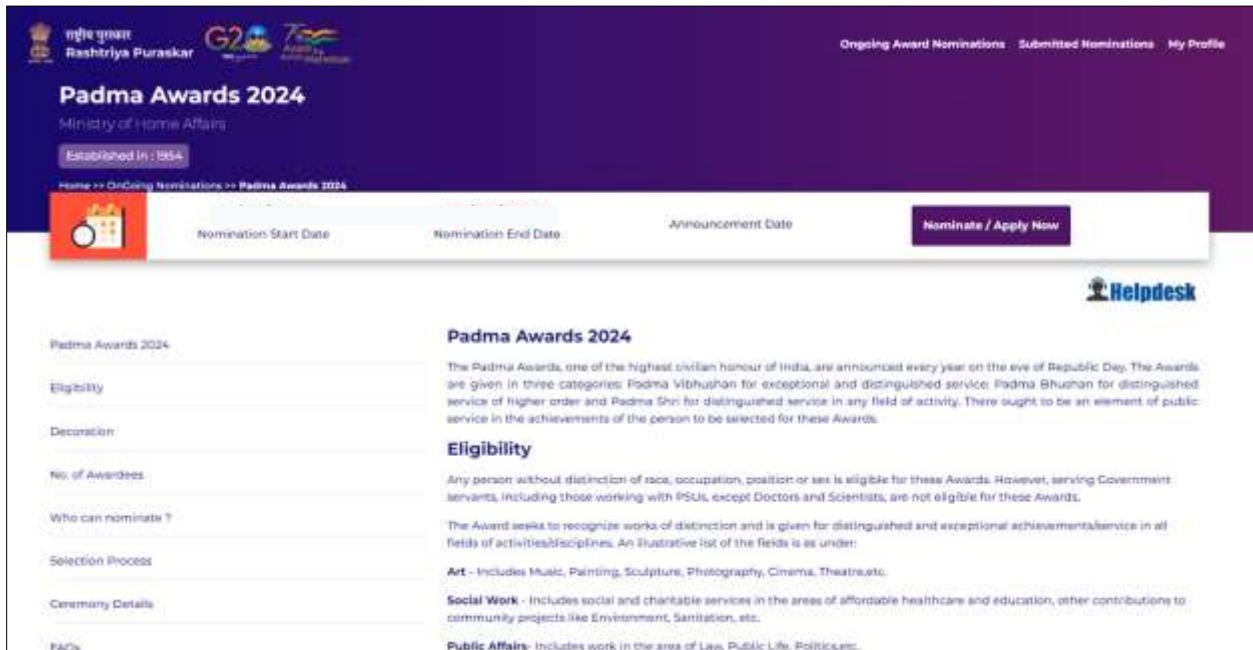
- (A) Go to Login on Home Page of the portal
- (B) Enter Login ID and Password given by the Ministry of Home Affairs
- (C) Enter the details of the Authorized person
- (D) Login and nominate

STEPS FOR THE NOMINATION PROCESS

(A) On the Home Page of the Rashtriya Puraskar Portal, Under the heading ‘Nominate for Ongoing Awards’. Click on Padma Awards 2024 - ‘View Details’.



(B) Click on ‘Nominate/Apply Now’ button



(C) Select the **Award Category**.

The screenshot shows a web form titled "Please Nominate/Apply" with "FAQ" and "Helpdesk" links in the top right. The "Award*" dropdown menu is set to "Padma Awards 2024". The "Category*" dropdown menu is open, showing options: "---Select---", "Padma Shri", "Padma Bhushan", and "Padma Vibhushan". Below the dropdowns is a radio button labeled "Do you wish to Nominate Yourself?" and a "Submit" button.

(D) Select the **Field (Area of Excellence)** in which the person wants to nominate.

The screenshot shows the same nomination form. The "Award*" dropdown is "Padma Awards 2024" and the "Category*" dropdown is "Padma Shri". The "Field (Area of Excellence)*" dropdown menu is open, showing a list of fields: "---Select---", "Art", "Civil Service", "Literature and Education", "Medicine", "Others", "Public Affairs", "Science and Engineering", "Social Work", "Sports", and "Trade and Industry". The "Sub-Field (If Any)" text input field is empty. Below it is a radio button labeled "Do you wish to Nominate Someone Else?".

(E) Write the **Sub-Field** (if any).

The screenshot shows the nomination form with "Sports" selected in the "Field (Area of Excellence)*" dropdown. The "Sub-Field (If Any)" text input field now contains the text "Cricket". The "Award*" dropdown is "Padma Awards 2024" and the "Category*" dropdown is "Padma Shri". Both radio buttons, "Do you wish to Nominate Yourself?" and "Do you wish to Nominate Someone Else?", are unselected. The "Submit" button is visible at the bottom left.

(F) If the person wants to nominate himself/herself, then select **‘Do you wish to Nominate Yourself’** option.

The screenshot shows a nomination form titled "Please Nominate/Apply". At the top right, there are links for "FAQ" and "Helpdesk". The form contains the following fields:

- Award***: Padma Awards 2024
- Category***: Padma Shri
- Field (Area of Excellence)***: Sports
- Sub-Field (If Any)**: Cricket

Below these fields are two radio button options:

- Do you wish to Nominate Yourself?
- Do you wish to Nominate Someone Else?

A blue "Submit" button is located at the bottom left.

(G) If the person wants to nominate someone else, then select **‘Do you wish to Nominate Someone Else’** option.

The screenshot shows the same nomination form as in (F). The radio button selection is now:

- Do you wish to Nominate Yourself?
- Do you wish to Nominate Someone Else?

The "Submit" button remains at the bottom left.

(H) Enter the details of the person you are nominating.

The screenshot shows the nomination form with the "Do you wish to Nominate Someone Else?" option selected. A green banner at the top reads: "YOU ARE NOMINATING SOMEONE ELSE (Kindly fill details of the person you are nominating)". Below this is a section titled "Details of the person being nominated" with the following fields:

- Title***: Shri
- First Name***: Rajat
- Middle Name**: Enter Middle Name
- Last Name**: Enter Last Name
- Father's Name**: ABC
- Date of Birth (DD/MM/YYYY)***: 29/04/1980
- Date of Birth Not Available
- Gender***: Male
- Religion**: -Select-
- Category**: -Select-
- Mobile Number**: Enter Mobile No.
- Email ID**: Enter Email ID
- Nationality***: Indian

At the bottom, there is a link: "If Nominee is Posthumous (not Alive), Click Here []".

- (I) If the Date of Birth of the nominee is not available select the ‘Date of Birth Not Available’ option and then mention the ‘Age’.

The screenshot shows a nomination form for the Padma Awards 2024. The form is titled 'Award: Padma Awards 2024' and 'Award Category: Padma Shri'. The field is 'Sports' and the sub-field is 'Cricket'. A green banner at the top reads 'YOU ARE NOMINATING SOMEONE ELSE (Kindly fill details of the person you are nominating)'. Below this is a section titled 'Details of the person being nominated'. The form contains several fields: Title (Shri), First Name (xyz), Middle Name (Enter Middle Name), Last Name (Enter Last Name), Father's Name (abc), Date of Birth Not Available (selected), Age (22 Year), Gender (Male), Religion (Hindu), Category (-Select-), Mobile Number (Enter Mobile No), Email ID (Enter Email ID), and Nationality (Indian). A link 'If Nominee is Posthumous (not Alive), Click Here' is visible at the bottom left.

- (J) If the nominee is not alive, select the ‘If Nominee is Posthumous (not Alive), Click Here’ option and select the ‘Year of Demise’.

This screenshot is similar to the previous one, but the 'Date of Birth Not Available' option is still selected. The 'Year of Demise' field is now filled with '2020'. The 'If Nominee is Posthumous (not Alive), Click Here' link is now active and highlighted in blue.

- (K) Enter the subsequent details. Click on ‘Save and Next’ to proceed with the nomination process.

The screenshot shows the 'Where did this person live' section of the form. The fields are: Country (India), State/UT (Haryana), District (Rohtak), and Address (Enter Address). A blue 'Save and Next' button is located at the bottom center of the form.

(L) Enter the details of the person you are nominating.

Nominee Name: xyz		FAQ	Helpdesk
Award: Padma Awards 2024		Award Category: Padma Shri	
Field: Sports		Sub Field: Cricket	
YOU ARE NOMINATING SOMEONE ELSE (Kindly fill details of the person you are nominating)			
Details of the person being nominated			
Brief write up/citation on the work done by this person*			
Note: Maximum 800 words (5000 characters) are allowed			
Brief write up/citation on the work done by this person			
Significant contribution made by this person*			
Note: Maximum 500 words (3000 characters) are allowed			
Significant contribution made by this person			
Select number of years this person has spent working in the field*			
- Select - - Year			

Impact/ Outcome of the work done by this person*		
Note: Maximum 400 words (2500 characters) are allowed		
Impact/ Outcome of the work done by this person		
Provide a 4-line brief on why does this person deserves a Padma award*		
Note: Maximum 60 words (500 characters) are allowed		
Provide a 4-line brief on why does this person deserves a Padma award		
Any other relevant information		
Note: Maximum 300 words (2000 characters) are allowed		
Any other relevant information		
Back	Save as Draft	Save and Post

(M) If the person has not received Padma Award before, kindly select the ‘No’ option.

Nominee Name: xyz
Award: Padma Awards 2024
Field: Sports
Award Category: Padma Shri
Sub Field: Cricket

YOU ARE NOMINATING SOMEONE ELSE (Kindly fill details of the person you are nominating)

Details of the person being nominated

Details of Awards/Honors received

Has this person received Padma Awards before? No Yes

Has this person received any other Awards before? No Yes

Upload photograph/other supporting documents (File size should be less than 10 MB)

1	Photograph of Nominee (.jpg/.jpeg/.png)	Choose File No file chosen
2	Other Supporting Document (.pdf)	Choose File No file chosen

Declaration
It is certified that I have filled all information correctly.

Back Save and Next Save as Draft

(N) If the person has received Padma Award before, kindly select the ‘Yes’ option and enter the details.

Nominee Name: xyz
Award: Padma Awards 2024
Field: Sports
Award Category: Padma Shri
Sub Field: Cricket

YOU ARE NOMINATING SOMEONE ELSE (Kindly fill details of the person you are nominating)

Details of the person being nominated

Details of Awards/Honors received

Has this person received Padma Awards before? No Yes

Award Category* --Select-- Year of Award* --Select-- Upload Award Certificate (Only PDF file Max size 1 MB is allowed)
--Select-- --Select-- Choose File | No file chosen

Add

Has this person received any other Awards before? No Yes

Upload photograph/other supporting documents (File size should be less than 10 MB)

1	Photograph of Nominee (.jpg/.jpeg/.png)	Choose File No file chosen
2	Other Supporting Document (.pdf)	Choose File No file chosen

Declaration
It is certified that I have filled all information correctly.

Back Save and Next Save as Draft

(O) If the person has received any other Awards before, select ‘Yes’ and enter the details.

Has this person received any other Awards before? No Yes

Award Name* Enter Award Name Year of Award* --Select-- Error Field
Level of Award* --Select-- Awarding Body* Enter Awarding Body Upload Award Certificate (Only PDF file Max size 1 MB is allowed)
Choose File | No file chosen

Add

Upload photograph/other supporting documents (File size should be less than 10 MB)

1	Photograph of Nominee (.jpg/.jpeg/.png)	Choose File No file chosen
2	Other Supporting Document (.pdf)	Choose File No file chosen

(P) Attach the photograph of the person you are nominating and any other supporting document.

Upload photograph/other supporting documents (File size should be less than 10 MB)

1	Photograph of Nominee (jpg/jpeg/png)	Choose File No file chosen
2	Other Supporting Document (pdf)	Choose File No file chosen

Declaration
 It is certified that I have filled all information correctly

[Back](#) [Save and Next](#) [Skip to End](#)

(Q) If you want to preview the application form, click on **‘Preview’**. And if you want to edit the form, click on **‘Edit Application’**.

(R) Click on the Declaration box and then **‘Final Submit’** button.

Nominee Name: xyz
Award: Padma Awards 2024
Field: Sports
Award Category: Padma Shri
Sub Field: Cricket

[FAQ](#) [Helpdesk](#)

YOU ARE NOMINATING SOMEONE ELSE (Kindly fill details of the person you are nominating)

Details of the person being nominated

Details of Awards/Honors received

Has this person received Padma Awards before : No / Yes

Has this person received any other Awards before : No / Yes

Upload photograph/other supporting documents (File size should be less than 10 MB)

1	Photograph of Nominee (jpg/jpeg/png)	
2	Other Supporting Document (pdf)	

Declaration
 It is certified that I have filled all information correctly

[Back](#) [Preview](#) [Edit Application](#) [Final Submit](#)